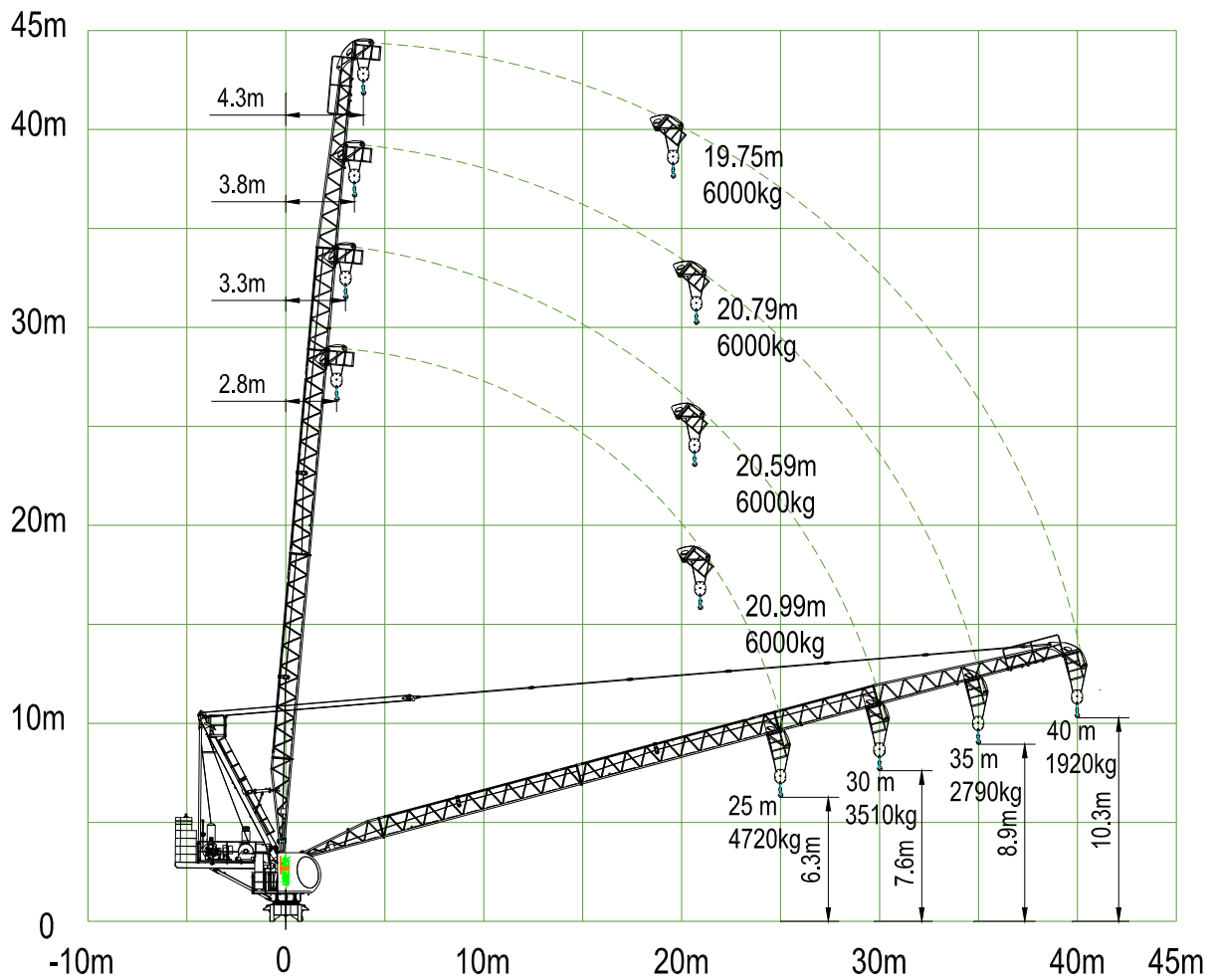


# JL86-6

I / II 倍率 Fall rope

动臂式起重机  
Luffing Crane

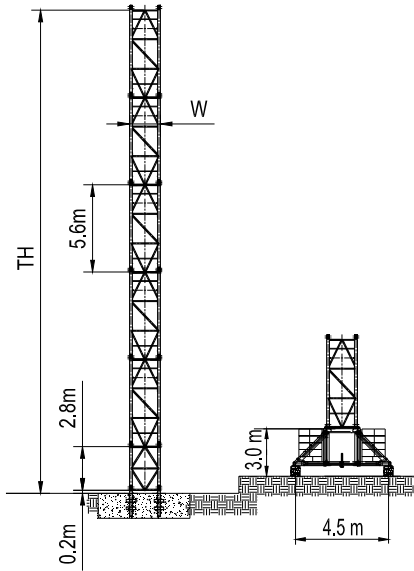


## 起重性能 Load Capacity

| 起重臂<br>JIB |   | 最大起重量<br>Max.load |       | 臂长<br>Jib Reach (m) |      |      |      |      |      |
|------------|---|-------------------|-------|---------------------|------|------|------|------|------|
|            |   | kg                | m     | 18                  | 20   | 25   | 30   | 35   | 40   |
| 40m        | ⊙ | 3000              | 32.18 | 3000                | 3000 | 3000 | 3000 | 2570 | 1920 |
|            | ⊙ | 6000              | 19.75 | 6000                | 5800 | 4220 | 3110 | 2310 | 1690 |
| 35m        | ⊙ | 3000              | 34.06 | 3000                | 3000 | 3000 | 3000 | 2790 |      |
|            | ⊙ | 6000              | 20.79 | 6000                | 6000 | 4580 | 3420 | 2570 |      |
| 30m        | ⊙ | 3000              | 30.00 | 3000                | 3000 | 3000 | 3000 |      |      |
|            | ⊙ | 6000              | 20.59 | 6000                | 6000 | 4610 | 3510 |      |      |
| 25m        | ⊙ | 3000              | 25.00 | 3000                | 3000 | 3000 |      |      |      |
|            | ⊙ | 6000              | 20.99 | 6000                | 6000 | 4720 |      |      |      |

kg

## 塔身 Tower



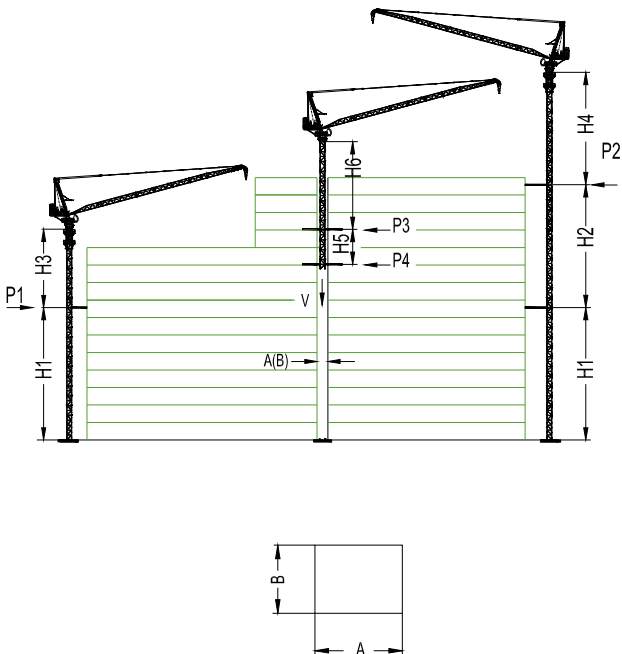
塔身组成  
Tower configuration

| 臂长 (m)<br>Jib reach (m) | 标准节Mast<br>UTH14.2L | 标准节Mast<br>UTH14.2S | 标准节宽度<br>W (m) | 标准节高度<br>TH (m) |
|-------------------------|---------------------|---------------------|----------------|-----------------|
| 40/35                   | 7                   | 1                   | 1.63           | 42.20           |
| 30                      | 8                   | 0                   | 1.63           | 45.00           |
| 25                      | 8                   | 1                   | 1.63           | 47.80           |

| 臂长 (m)<br>Jib reach (m) | 标准节Mast<br>UTH10.3L | 标准节Mast<br>UTH10.3S | 标准节宽度<br>W (m) | 标准节高度<br>TH (m) |
|-------------------------|---------------------|---------------------|----------------|-----------------|
| 40/35                   | 5                   | 1                   | 1.25           | 31.00           |
| 30/25                   | 6                   | 1                   | 1.25           | 36.60           |

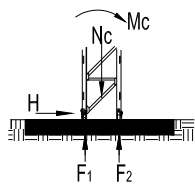
## 爬升 Climbing

外附式 External  
内爬式 Internal  
(仅举例) (example only)



| 塔身<br>Tower     |    | UTH14.2L/S         |                         | UTH10.3L/S         |                         |        |        |
|-----------------|----|--------------------|-------------------------|--------------------|-------------------------|--------|--------|
| 臂长<br>Jib reach |    | 30m                |                         | 30m                |                         |        |        |
|                 |    | 工作状态<br>In service | 非工作状态<br>Out of service | 工作状态<br>In service | 非工作状态<br>Out of service |        |        |
| H1              | m  | 32.4               | —                       | 23.5               | —                       |        |        |
| H2              | m  | 28.0               | —                       | 22.4               | —                       |        |        |
| H3              | m  | 40.6               | —                       | 35.5               | —                       |        |        |
| H4              | m  | 35.0               | —                       | 35.5               | —                       |        |        |
| H5              | m  | 11.2               | —                       | 11.2               | —                       |        |        |
| H6              | m  | 21.0               | —                       | 20.6               | —                       |        |        |
| P1              | kN | —                  | 123                     | 235                | —                       | 131    | 223    |
| P2              | kN | —                  | 103                     | 198                | —                       | 120    | 210    |
| P3              | kN | —                  | 143                     | 191                | —                       | 141    | 180    |
| P4              | kN | —                  | 123                     | 77                 | —                       | 122    | 77     |
| V               | kg | —                  | 51,400                  | 43,900             | —                       | 54,800 | 47,300 |
| A               | —  | 2.1                | —                       | —                  | 1.7                     | —      | —      |
| B               | —  | 1.8                | —                       | —                  | 1.4                     | —      | —      |

## 基础 Foundation


 固定式起重机  
Static Crane

| 塔身<br>Tower | 高度<br>TH (m) | 臂长<br>Jib reach (m) | 基础载荷<br>Foundation loading |         |        | 地脚反力<br>Corner forces |                     |
|-------------|--------------|---------------------|----------------------------|---------|--------|-----------------------|---------------------|
|             |              |                     | Mc (kN.m)                  | Nc (kN) | H (kN) | F <sub>1</sub> (kN)   | F <sub>2</sub> (kN) |
| UTH14.2L/S  | 42.2         | 40                  | 3371                       | 586     | 105    | -1524                 | 1764                |
| UTH10.3L/S  | 31.0         | 40                  | 2279                       | 574     | 85     | -1494                 | 1728                |

## 运输 Shipping

| 塔身<br>Tower | 高度(m)<br>TH (m) | 臂长(m)<br>jib length(m) | 集装箱数量<br>Container QTY |       |       |       |       |
|-------------|-----------------|------------------------|------------------------|-------|-------|-------|-------|
|             |                 |                        | FR                     | 40'OP | 40'HQ | 40'GP | 20'GP |
| UTH14.2L/S  | 42.2            | 40                     |                        |       |       | 6     |       |
| UTH10.3L/S  | 31.0            | 40                     |                        |       |       | 3     | 1     |

## 机构性能 Mechanisms Specification

| 机构性能<br>Mechanisms Specification |   |         | ⊕                     |              |      |      | ⊙    |                     |      |      | 功率(kw)<br>Power (kw) | 扭矩(Nm)<br>Torque (Nm) |    |   |        |
|----------------------------------|---|---------|-----------------------|--------------|------|------|------|---------------------|------|------|----------------------|-----------------------|----|---|--------|
| 起升<br>Hoisting                   | ⬆ | 22LVF35 | m / min               | 104.5        | 80.4 | 57.4 | 34.5 | 52.2                | 40.2 | 28.7 | 17.2                 | 284 m                 | 22 | — |        |
|                                  |   |         | t                     | 0.4          | 1.0  | 1.6  | 3.0  | 1.2                 | 2.3  | 3.4  | 6.0                  |                       |    |   |        |
| 变幅<br>Luffing                    | ↗ | 22FVF26 | min                   | 15°~85°      |      |      |      | t=1.82min (load)    |      |      |                      | 22                    | —  |   |        |
|                                  |   |         |                       | 15°~85° ~15° |      |      |      | t=2.42min (no load) |      |      |                      |                       |    |   |        |
| 回转<br>Slewing                    | ↻ | RVF70x2 | r / min               | 0.70         |      |      |      |                     |      |      |                      |                       |    | — | 70 x 2 |
| 电源<br>Power Supply               |   |         | 380V 50Hz / 440V 60Hz |              |      |      |      |                     |      |      |                      |                       |    |   |        |
| 总功率<br>Necessary Electric Power  |   |         | 52kVA                 |              |      |      |      |                     |      |      |                      |                       |    |   |        |

\*数据可能有所调整，以产品说明书为准。

\*Relative parameter might be adjusted. Final parameter is subject to its instruction manual.



地 址：沈阳市沈河区青年大街 35 号 邮编：110014  
 Address: No. 35 Qingnian Street, Shenhe District,  
 Shenyang, 110014 P.R. China  
 电话 (Tel) : +86-24-25104568  
 传真 (Fax) : +86-24-89255527  
 Email: useter@hotmail.com http://www.useter.com